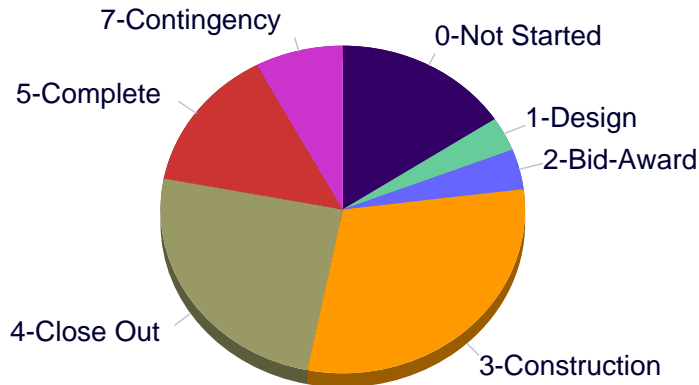


## 2018 Capital Improvement Program

### Program Dollar Value by Phase



| Project Phase  | Project Count | Dollar Value         |
|----------------|---------------|----------------------|
| 0-Not Started  | 88            | \$130,151,986        |
| 1-Design       | 20            | \$27,803,935         |
| 2-Bid-Award    | 27            | \$33,011,055         |
| 3-Construction | 69            | \$249,657,424        |
| 4-Close Out    | 62            | \$206,452,502        |
| 5-Complete     | 75            | \$117,434,812        |
| 6-On Hold      | 0             | \$0                  |
| 7-Contingency  | 3             | \$64,761,285         |
| <b>Totals</b>  | <b>344</b>    | <b>\$829,272,997</b> |

### Program Narrative

The 2018 Capital Improvement Program includes the 5B bond voted on and passed in November of 2018.

% of defined bond projects have been initiated as of March 2022.

### Occupancy Deadlines At-Risk

| Priority | Facility Name | Project ID | Project name | Finish Date |          |
|----------|---------------|------------|--------------|-------------|----------|
|          |               |            |              | Target      | Forecast |

### Program Contingency and Remaining Funds

| Program Contingency (Unallocated) | Forecast Remaining Funds in Projects | Net Remaining Program Funds |
|-----------------------------------|--------------------------------------|-----------------------------|
| \$64,761,285                      | (\$7,655,618)                        | \$57,105,667                |

## 2018 Capital Improvement Program - Project Detail

| Fiscal Plan Year: 2023                      | Work Progress |    | Budget Summary |                  |                  |            |       |
|---|---------------|----|----------------|------------------|------------------|------------|-------|
| Project Description                         | Phase         | %  | Original       | Current          | Variance         | Haz-Mat    | Notes |
| Charter New America School General Upgrades | Not Started   | 0% | \$0            | \$640,682        | \$640,682        | \$0        | PI    |
| <b>2023 Subtotals:</b>                      |               |    | <b>\$0</b>     | <b>\$640,682</b> | <b>\$640,682</b> | <b>\$0</b> |       |

| Fiscal Plan Year: 2022                           | Work Progress |      | Budget Summary |              |             |         |          |
|--|---------------|------|----------------|--------------|-------------|---------|----------|
| Project Description                              | Phase         | %    | Original       | Current      | Variance    | Haz-Mat | Notes    |
| Carmody MS Eff & Future Rdy 2nd Floor            | Not Started   | 0%   | \$0            | \$100,000    | \$100,000   | \$0     |          |
| G DW Modular Bldg Removal 2022<br>7-ES 1-Other   | Not Started   | 0%   | \$0            | \$350,000    | \$350,000   | \$0     |          |
| Charter Doral Academy New Site & School          | Design        | 92%  | \$3,090,152    | \$3,730,804  | \$640,652   | \$0     | PI       |
| Creighton MS Efficiency & Future Ready           | Design        | 4%   | \$876,001      | \$876,001    | \$0         | \$0     |          |
| D'Evelyn Jr/Sr FF&E                              | Design        | 0%   | \$0            | \$180,000    | \$180,000   | \$0     |          |
| Elk Creek ES FF&E                                | Design        | 0%   | \$0            | \$288,312    | \$288,312   | \$0     |          |
| Evergreen MS FF&E                                | Design        | 0%   | \$114,000      | \$114,000    | \$0         | \$0     |          |
| G DW Elevator Upgrades 2022<br>1-ES 1-MS 1-HS    | Design        | 100% | \$0            | \$350,000    | \$350,000   | \$0     |          |
| G DW LED Lighting 2022<br>8-ES 2-MS 2-HS 3-Other | Design        | 4%   | \$2,144,166    | \$2,144,166  | \$0         | \$0     |          |
| G DW Paving 2022<br>5-ES 1-MS                    | Design        | 11%  | \$1,135,050    | \$1,135,050  | \$0         | \$0     |          |
| Jeffco Open School FF&E                          | Design        | 0%   | \$9,660        | \$70,000     | \$60,340    | \$0     |          |
| Marshdale ES FF&E                                | Design        | 0%   | \$1,000,000    | \$516,250    | (\$483,750) | \$0     |          |
| North Arvada MS FF&E                             | Design        | 0%   | \$735,000      | \$262,500    | (\$472,500) | \$0     |          |
| Peck ES FF&E                                     | Design        | 0%   | \$483,000      | \$291,594    | (\$191,406) | \$0     |          |
| Powderhorn ES FF&E                               | Design        | 0%   | \$0            | \$561,000    | \$561,000   | \$0     | FFE      |
| Prospect Valley ES FF&E                          | Design        | 0%   | \$401,409      | \$684,250    | \$282,841   | \$0     |          |
| Ralston Valley HS FF&E                           | Design        | 0%   | \$0            | \$406,875    | \$406,875   | \$0     |          |
| Standley Lake HS FF&E                            | Design        | 0%   | \$1,377,600    | \$1,399,897  | \$22,297    | \$0     |          |
| Vanderhoof ES FF&E                               | Design        | 0%   | \$0            | \$117,469    | \$117,469   | \$0     |          |
| Wheat Ridge HS Efficiency & Future Ready         | Design        | 2%   | \$13,848,732   | \$13,848,732 | \$0         | \$0     |          |
| Wilmore-Davis ES FF&E                            | Design        | 0%   | \$218,850      | \$258,806    | \$39,957    | \$0     |          |
| Arvada West HS Efficiency & Future Ready         | Bid-Award     | 12%  | \$1,038,715    | \$1,038,715  | \$0         | \$0     |          |
| Bear Creek High HS Efficiency & Future Ready     | Bid-Award     | 10%  | \$1,138,341    | \$1,138,341  | \$0         | \$0     |          |
| Bergen Valley ES Efficiency & Future Ready       | Bid-Award     | 8%   | \$277,506      | \$277,506    | \$0         | \$0     |          |
| Blue Heron ES Efficiency & Future Ready          | Bid-Award     | 11%  | \$489,889      | \$489,889    | \$0         | \$0     |          |
| Colorow ES Efficiency & Future Ready             | Bid-Award     | 8%   | \$1,876,115    | \$1,813,115  | (\$63,000)  | \$0     |          |
| Fairmount Mechanical & LED Upgrades<br>1-ES      | Bid-Award     | 8%   | \$1,277,409    | \$1,277,409  | \$0         | \$0     |          |
| G DW Flooring 2022-I<br>4-ES 3-MS                | Bid-Award     | 15%  | \$1,720,830    | \$1,981,832  | \$261,002   | \$0     |          |
| G DW Playground 2022-I<br>4-ES                   | Bid-Award     | 8%   | \$514,500      | \$514,500    | \$0         | \$0     |          |
| Green Mountain ES Efficiency & Future Ready      | Bid-Award     | 10%  | \$634,629      | \$970,065    | \$335,436   | \$0     |          |
| Lakewood HS Efficiency & Future Ready            | Bid-Award     | 12%  | \$2,046,141    | \$2,173,117  | \$126,976   | \$0     |          |
| Mandalay MS Efficiency & Future Ready            | Bid-Award     | 30%  | \$602,134      | \$539,134    | (\$63,000)  | \$0     |          |
| Mortenson ES Efficiency & Future Ready           | Bid-Award     | 8%   | \$538,997      | \$538,997    | \$0         | \$0     |          |
| Mt Evans OELS Efficiency & Future Ready          | Bid-Award     | 6%   | \$3,210,190    | \$5,611,048  | \$2,400,858 | \$0     | MC,UC,SC |
| North Arvada MS Efficiency & Future Ready        | Bid-Award     | 11%  | \$2,392,923    | \$2,392,923  | \$0         | \$0     |          |
| Peck ES Efficiency & Future Ready                | Bid-Award     | 6%   | \$276,140      | \$276,140    | \$0         | \$0     |          |
| Secrest ES Efficiency & Future Ready             | Bid-Award     | 5%   | \$382,338      | \$382,338    | \$0         | \$0     |          |
| Shaffer ES Efficiency & Future Ready             | Bid-Award     | 13%  | \$434,372      | \$434,372    | \$0         | \$0     |          |
| Slater ES Efficiency & Future Ready              | Bid-Award     | 9%   | \$1,262,059    | \$1,375,059  | \$113,000   | \$0     |          |
| Stevens ES Efficiency & Future Ready             | Bid-Award     | 8%   | \$624,688      | \$754,932    | \$130,244   | \$0     |          |
| Stony Creek ES Efficiency & Future Ready         | Bid-Award     | 9%   | \$736,204      | \$736,204    | \$0         | \$0     |          |
| Thomson ES Efficiency & Future Ready             | Bid-Award     | 6%   | \$664,090      | \$996,782    | \$332,692   | \$0     |          |

| Fiscal Plan Year: 2022                                   | Work Progress |      | Budget Summary      |                     |                     |            |       |
|--|---------------|------|---------------------|---------------------|---------------------|------------|-------|
| Project Description                                      | Phase         | %    | Original            | Current             | Variance            | Haz-Mat    | Notes |
| Ute Meadows ES Efficiency & Future Ready                 | Bid-Award     | 8%   | \$794,084           | \$794,084           | \$0                 | \$0        |       |
| Warder ES Efficiency & Future Ready                      | Bid-Award     | 16%  | \$481,102           | \$544,102           | \$63,000            | \$0        |       |
| Warren Tech North Efficiency & Future Ready              | Bid-Award     | 15%  | \$425,202           | \$425,202           | \$0                 | \$0        |       |
| Westgate ES Efficiency & Future Ready                    | Bid-Award     | 6%   | \$1,094,042         | \$1,094,042         | \$0                 | \$0        |       |
| Wilmore Davis ES Efficiency & Future Ready               | Bid-Award     | 7%   | \$1,100,225         | \$1,100,225         | \$0                 | \$0        |       |
| Windy Peak OELS Efficiency & Future Ready                | Bid-Award     | 10%  | \$3,340,982         | \$3,340,982         | \$0                 | \$0        |       |
| Charter Rocky Mtn Academy Evergreen General Upgrades     | Construction  | 75%  | \$0                 | \$640,682           | \$640,682           | \$0        | PI    |
| Charter Woodrow Wilson Academy General Upgrades          | Construction  | 64%  | \$0                 | \$640,877           | \$640,877           | \$0        | PI    |
| Elk Creek ES Efficiency & Future Ready                   | Construction  | 7%   | \$590,686           | \$733,000           | \$142,314           | \$0        |       |
| Emory ES Efficiency & Future Ready                       | Construction  | 8%   | \$2,261,031         | \$2,261,031         | \$0                 | \$0        |       |
| G DW Flooring 2022-II<br>7-ES                            | Construction  | 5%   | \$1,460,855         | \$1,460,855         | \$0                 | \$0        |       |
| G DW Mechanical 2022<br>3-ES                             | Construction  | 9%   | \$4,597,740         | \$4,597,740         | \$0                 | \$0        |       |
| G DW Network Upgrades 2022<br>75-ES 13-MS 12-HS 18-Other | Construction  | 28%  | \$0                 | \$14,600,000        | \$14,600,000        | \$0        | BD    |
| G DW Playground 2022-II<br>2-ES                          | Construction  | 11%  | \$147,000           | \$387,397           | \$240,397           | \$0        |       |
| G DW Roofing 2022<br>4-ES 1-MS                           | Construction  | 6%   | \$2,850,746         | \$2,850,746         | \$0                 | \$0        |       |
| G DW Security Glass 2022<br>7-ES 1-MS 1-HS 1-Other       | Construction  | 10%  | \$72,000            | \$72,000            | \$0                 | \$0        |       |
| Golden HS Efficiency & Future Ready                      | Construction  | 11%  | \$535,812           | \$535,812           | \$0                 | \$0        |       |
| Long View HS Efficiency & Future Ready                   | Construction  | 15%  | \$240,710           | \$384,869           | \$144,159           | \$0        |       |
| Mitchell ES Efficiency & Future Ready                    | Construction  | 5%   | \$558,434           | \$886,096           | \$327,663           | \$0        |       |
| Red Rocks ES Efficiency & Future Ready                   | Construction  | 8%   | \$1,260,562         | \$1,210,562         | (\$50,000)          | \$0        |       |
| Shelton ES Efficiency & Future Ready                     | Construction  | 9%   | \$1,309,323         | \$1,309,323         | \$0                 | \$0        |       |
| West Jeff ES Efficiency & Future Ready                   | Construction  | 7%   | \$178,130           | \$178,130           | \$0                 | \$0        |       |
| Swanson ES Playground Upgrades                           | Close Out     | 100% | \$175,000           | \$178,679           | \$3,679             | \$0        |       |
| <b>2022 Subtotals:</b>                                   |               |      | <b>\$71,045,496</b> | <b>\$93,624,562</b> | <b>\$22,579,066</b> | <b>\$0</b> |       |

| Fiscal Plan Year: 2021                                | Work Progress |      | Budget Summary |              |             |           |       |
|---|---------------|------|----------------|--------------|-------------|-----------|-------|
| Project Description                                   | Phase         | %    | Original       | Current      | Variance    | Haz-Mat   | Notes |
| Alameda Int'l Jr-Sr HS FF&E                           | Construction  | 87%  | \$378,000      | \$933,750    | \$555,750   | \$0       | FFE   |
| Bell MS FF&E  | Construction  | 78%  | \$225,000      | \$926,614    | \$701,614   | \$0       | FFE   |
| Carmody MS FF&E                                       | Construction  | 95%  | \$94,500       | \$416,730    | \$322,230   | \$0       |       |
| Charter Compass Montessori Golden General Upgrades    | Construction  | 22%  | \$0            | \$640,682    | \$640,682   | \$0       | PI    |
| Charter Two Roads Arvada General Upgrades             | Construction  | 28%  | \$0            | \$640,682    | \$640,682   | \$0       | PI    |
| Columbine HS FF&E                                     | Construction  | 97%  | \$1,470,000    | \$1,317,326  | (\$152,674) | \$0       |       |
| D'Evelyn Jr-Sr HS Addition                            | Construction  | 58%  | \$870,082      | \$6,262,085  | \$5,392,003 | \$0       | SC,BD |
| Dennison ES FF&E                                      | Construction  | 94%  | \$42,840       | \$548,918    | \$506,078   | \$0       | FFE   |
| Deviny ES FF&E  | Construction  | 90%  | \$105,000      | \$344,865    | \$239,865   | \$0       |       |
| Evergreen HS Renovation & General Upgrades            | Construction  | 34%  | \$10,136,692   | \$10,136,692 | \$0         | \$375,805 |       |
| Evergreen MS Renovation & Upgrades                    | Construction  | 53%  | \$7,606,755    | \$6,902,866  | (\$703,889) | \$72,650  |       |
| Everitt MS Efficiency & Future Ready                  | Construction  | 99%  | \$3,000,921    | \$2,892,864  | (\$108,057) | \$91,559  |       |
| Everitt MS FF&E                                       | Construction  | 96%  | \$297,500      | \$280,187    | (\$17,313)  | \$0       |       |
| Fitzmorris ES FF&E                                    | Construction  | 90%  | \$110,250      | \$329,112    | \$218,862   | \$0       |       |
| Foster ES FF&E  | Construction  | 81%  | \$498,750      | \$329,808    | (\$168,942) | \$0       |       |
| G DW Field Improvements 2021<br>1-ES 4-HS             | Construction  | 95%  | \$2,887,500    | \$11,562,864 | \$8,675,364 | \$0       | SC    |
| G DW LED Lighting 2021<br>11-ES                       | Construction  | 98%  | \$1,835,700    | \$1,626,907  | (\$208,793) | \$2,440   |       |
| G DW Mechanical 2021<br>5-ES                          | Construction  | 97%  | \$2,924,250    | \$4,128,260  | \$1,204,010 | \$81,480  | SC    |
| H DW Elevator Upgrades 2021<br>6-ES 7-MS 8-HS 4-Other | Construction  | 100% | \$0            | \$311,086    | \$311,086   | \$0       |       |
| Jeffco Open School Efficiency & Future Ready          | Construction  | 22%  | \$9,700,287    | \$11,651,147 | \$1,950,860 | \$187,125 | MC    |
| Jefferson Jr-Sr HS FF&E                               | Construction  | 86%  | \$0            | \$168,750    | \$168,750   | \$0       |       |

JEFFCO PUBLIC SCHOOLS  
Construction Management  
Status of Projects by Program



| Fiscal Plan Year: 2021                            | Work Progress       |       | Budget Summary       |                      |                     |                    |         |
|---|---------------------|-------|----------------------|----------------------|---------------------|--------------------|---------|
|   | Project Description | Phase | %                    | Original             | Current             | Variance           | Haz-Mat |
| Kullerstrand ES Efficiency & Future Ready         | Construction        | 98%   | \$1,143,045          | \$1,184,838          | \$41,793            | \$97,555           |         |
| Kullerstrand ES FF&E                              | Construction        | 100%  | \$147,000            | \$245,308            | \$98,308            | \$0                |         |
| Kyffin ES FF&E                                    | Construction        | 90%   | \$341,250            | \$425,853            | \$84,603            | \$0                |         |
| Lasley ES FF&E                                    | Construction        | 76%   | \$441,000            | \$192,668            | (\$248,332)         | \$0                |         |
| Lumberg ES FF&E                                   | Construction        | 93%   | \$551,250            | \$516,577            | (\$34,673)          | \$0                |         |
| Manning School FF&E                               | Construction        | 39%   | \$21,105             | \$432,812            | \$411,708           | \$0                |         |
| Maple Grove ES FF&E                               | Construction        | 96%   | \$194,250            | \$299,543            | \$105,293           | \$0                |         |
| Marshdale ES Replace School                       | Construction        | 53%   | \$20,000,000         | \$18,174,140         | (\$1,825,860)       | \$82,115           |         |
| Miller Special School Efficiency & Future Ready   | Construction        | 96%   | \$1,616,366          | \$1,682,016          | \$65,650            | \$4,947            |         |
| Parmalee ES FF&E                                  | Construction        | 80%   | \$168,000            | \$177,381            | \$9,381             | \$0                |         |
| Pomona HS FF&E                                    | Construction        | 69%   | \$1,050,000          | \$547,800            | (\$502,200)         | \$0                |         |
| Powderhorn ES Addition & General Upgrades         | Construction        | 34%   | \$5,876,860          | \$5,876,860          | \$0                 | \$15,600           |         |
| Prospect Valley ES Replace School                 | Construction        | 32%   | \$20,000,000         | \$20,570,925         | \$570,925           | \$0                | MC      |
| Ralston Valley HS Addition & General Upgrades     | Construction        | 16%   | \$7,625,513          | \$8,240,001          | \$614,488           | \$0                | MC      |
| Ryan ES FF&E                                      | Construction        | 91%   | \$362,250            | \$334,842            | (\$27,408)          | \$0                |         |
| Standley Lake HS Addition & General Upgrades      | Construction        | 16%   | \$8,033,020          | \$8,033,020          | \$0                 | \$0                |         |
| Allendale ES FF&E                                 | Close Out           | 100%  | \$365,872            | \$71,409             | (\$294,464)         | \$0                |         |
| CTE South FF&E                                    | Close Out           | 100%  | \$500,000            | \$199,432            | (\$300,568)         | \$0                |         |
| Carmody MS Efficiency & Future Ready              | Close Out           | 99%   | \$1,589,108          | \$1,789,009          | \$199,901           | \$23,327           |         |
| Chatfield HS Efficiency & Future Ready            | Close Out           | 97%   | \$2,736,353          | \$3,067,410          | \$331,058           | \$0                |         |
| Dakota Ridge HS Efficiency & Future Ready         | Close Out           | 100%  | \$3,162,502          | \$3,179,401          | \$16,899            | \$0                |         |
| Deane ES Efficiency & Future Ready                | Close Out           | 100%  | \$847,878            | \$609,560            | (\$238,318)         | \$12,521           |         |
| Dennison ES Efficiency & Future Ready             | Close Out           | 97%   | \$966,488            | \$1,033,363          | \$66,875            | \$87,945           |         |
| Devinny ES Efficiency & Future Ready              | Close Out           | 100%  | \$745,596            | \$954,282            | \$208,686           | \$15,009           |         |
| Fitzmorris ES Efficiency & Future Ready           | Close Out           | 97%   | \$1,059,436          | \$998,240            | (\$61,196)          | \$20,910           |         |
| G DW Flooring 2021<br>6-ES                        | Close Out           | 100%  | \$1,306,266          | \$1,358,208          | \$51,942            | \$308,001          |         |
| G DW Modular Bldg Removal 2021<br>5-ES            | Close Out           | 100%  | \$0                  | \$201,014            | \$201,014           | \$0                |         |
| G DW Paving 2021<br>3-ES 1-MS                     | Close Out           | 100%  | \$682,500            | \$636,135            | (\$46,365)          | \$0                |         |
| G DW Playgrounds 2021<br>9-ES                     | Close Out           | 99%   | \$692,475            | \$1,995,016          | \$1,302,541         | \$0                | MC,SC   |
| G DW Roofing 2021<br>5-ES                         | Close Out           | 100%  | \$1,887,929          | \$1,659,341          | (\$228,588)         | \$0                |         |
| G DW Security Glass 2021<br>6-ES 5-MS 1-HS        | Close Out           | 100%  | \$96,000             | \$96,000             | \$0                 | \$0                |         |
| Golden HS Doors Replacement                       | Close Out           | 100%  | \$263,486            | \$257,443            | (\$6,043)           | \$0                |         |
| Green Mountain ES FF&E                            | Close Out           | 100%  | \$38,663             | \$135,741            | \$97,077            | \$0                |         |
| Jefferson Academy Charter Debt Repayment          | Close Out           | 100%  | \$0                  | \$1,281,894          | \$1,281,894         | \$0                | PI      |
| Kyffin ES Efficiency & Future Ready               | Close Out           | 96%   | \$4,144,305          | \$3,901,261          | (\$243,044)         | \$84,114           |         |
| Lasley ES Efficiency & Future Ready               | Close Out           | 100%  | \$632,859            | \$639,300            | \$6,441             | \$11,149           |         |
| Lawrence ES Efficiency & Future Ready             | Close Out           | 100%  | \$2,443,566          | \$2,111,172          | (\$332,394)         | \$0                |         |
| Maple Grove ES Efficiency & Future Ready          | Close Out           | 100%  | \$807,121            | \$723,322            | (\$83,799)          | \$28,360           |         |
| Patterson Cottages Efficiency & Future Ready      | Close Out           | 100%  | \$360,591            | \$258,407            | (\$102,184)         | \$28,458           |         |
| Patterson International Efficiency & Future Ready | Close Out           | 100%  | \$526,229            | \$597,682            | \$71,452            | \$32,212           |         |
| Ryan ES Efficiency & Future Ready                 | Close Out           | 100%  | \$1,213,833          | \$1,202,567          | (\$11,266)          | \$0                |         |
| Sheridan Green ES Efficiency & Future Ready       | Close Out           | 100%  | \$851,758            | \$1,269,702          | \$417,944           | \$0                |         |
| Sheridan Green ES FF&E                            | Close Out           | 100%  | \$473,550            | \$173,067            | (\$300,483)         | \$0                |         |
| Stott ES Efficiency & Future Ready                | Close Out           | 100%  | \$826,580            | \$878,397            | \$51,818            | \$87,872           |         |
| Vanderhoof ES Efficiency & Future Ready           | Close Out           | 100%  | \$1,707,668          | \$2,140,122          | \$432,455           | \$134,165          |         |
| Wayne Carle MS FF&E                               | Close Out           | 100%  | \$182,000            | \$152,681            | (\$29,319)          | \$0                |         |
| Westridge ES Efficiency & Future Ready            | Close Out           | 100%  | \$418,174            | \$457,776            | \$39,602            | \$0                |         |
| Allendale ES Efficiency & Future Ready            | Complete            | 100%  | \$752,628            | \$60,252             | (\$692,376)         | \$0                |         |
| Slater ES Asbestos Abatement                      | Complete            | 100%  | \$0                  | \$0                  | \$0                 | \$5,850            |         |
| <b>2021 Subtotals:</b>                            |                     |       | <b>\$142,036,351</b> | <b>\$165,266,554</b> | <b>\$21,339,036</b> | <b>\$1,891,167</b> |         |

JEFFCO PUBLIC SCHOOLS  
Construction Management  
Status of Projects by Program



| Fiscal Plan Year: 2020                                    | Work Progress       |       | Budget Summary |              |              |           |          |
|---|---------------------|-------|----------------|--------------|--------------|-----------|----------|
|   | Project Description | Phase | %              | Original     | Current      | Variance  | Haz-Mat  |
| Brady Exploration School Efficiency & Future Ready        | Construction        | 99%   | \$1,752,517    | \$1,907,850  | \$155,333    | \$0       |          |
| Charter Compass Montessori Wheat Ridge General Upgrades   | Construction        | 76%   | \$3,090,152    | \$2,651,099  | (\$439,053)  | \$0       | CC,PI    |
| Charter Montessori Peaks Academy General Upgrades         | Construction        | 76%   | \$3,090,152    | \$3,832,043  | \$741,891    | \$0       | PI       |
| Charter Rocky Mountain Deaf School General Upgrades       | Construction        | 79%   | \$3,090,152    | \$3,828,328  | \$738,176    | \$0       | PI       |
| Foster ES Addition & General Upgrades                     | Construction        | 89%   | \$5,364,815    | \$5,420,595  | \$55,780     | \$203,716 |          |
| H DW HVAC 2020<br>2-ES 1-Other                            | Construction        | 100%  | \$1,926,540    | \$2,082,157  | \$155,617    | \$35,165  |          |
| H DW Network Upgrades<br>75-ES 13-MS 12-HS 18-Other       | Construction        | 100%  | \$7,027,183    | \$7,437,932  | \$410,749    | \$0       |          |
| Manning School Addition & General Upgrades                | Construction        | 99%   | \$6,403,971    | \$6,375,141  | (\$28,829)   | \$29,972  |          |
| Parmalee ES Addition & General Upgrades                   | Construction        | 96%   | \$3,571,423    | \$4,145,345  | \$573,922    | \$40,777  | SC       |
| Pomona HS Addition & General Upgrades                     | Construction        | 93%   | \$9,368,604    | \$8,997,634  | (\$370,969)  | \$0       |          |
| Arvada K-8 Efficiency & Future Ready                      | Close Out           | 100%  | \$2,094,864    | \$1,957,848  | (\$137,015)  | \$245,688 |          |
| Bell MS Addition & General Upgrades                       | Close Out           | 99%   | \$6,877,348    | \$6,948,052  | \$70,704     | \$88,323  |          |
| CTE South New Bldg  | Close Out           | 100%  | \$10,000,000   | \$10,158,073 | \$158,073    | \$0       |          |
| Charter Excel Academy Charter School General Upgrades     | Close Out           | 98%   | \$3,090,152    | \$3,831,411  | \$741,259    | \$0       | PI       |
| Charter Lincoln Academy Charter School General Upgrades   | Close Out           | 100%  | \$3,090,152    | \$3,827,478  | \$737,326    | \$0       | PI       |
| Conifer HS Addition & General Upgrades                    | Close Out           | 100%  | \$7,550,789    | \$10,460,106 | \$2,909,317  | \$0       | MC,UC,OB |
| Conifer HS FF&E   | Close Out           | 100%  | \$892,500      | \$928,551    | \$36,051     | \$0       |          |
| Dunstan MS Technology Upgrades                            | Close Out           | 100%  | \$18,000       | \$15,356     | (\$2,644)    | \$0       |          |
| Eiber ES Efficiency & Future Ready                        | Close Out           | 98%   | \$1,016,502    | \$1,376,737  | \$360,236    | \$175,482 |          |
| Fremont ES FF&E   | Close Out           | 100%  | \$157,500      | \$322,246    | \$164,746    | \$0       |          |
| Green Mountain HS FF&E                                    | Close Out           | 100%  | \$1,417,500    | \$1,038,636  | (\$378,864)  | \$0       |          |
| H DW Field Improvements<br>11-HS                          | Close Out           | 100%  | \$8,400,000    | \$19,109,504 | \$10,709,504 | \$225,460 | SC       |
| H DW Fire Sprinklers Replacement<br>3-ES 1-MS 1-Other     | Close Out           | 100%  | \$139,253      | \$128,389    | (\$10,863)   | \$0       |          |
| H DW Flooring 2020-I<br>2-ES 2-Other                      | Close Out           | 100%  | \$600,430      | \$642,980    | \$42,550     | \$47,252  |          |
| H DW Modular Bldg Removal 2020<br>3-ES                    | Close Out           | 100%  | \$0            | \$445,637    | \$445,637    | \$0       |          |
| H DW Paving 2020-II<br>3-ES 1-Other                       | Close Out           | 100%  | \$509,250      | \$532,621    | \$23,371     | \$0       |          |
| H DW Playgrounds 2020<br>8-ES 2-Other                     | Close Out           | 100%  | \$1,051,742    | \$1,372,625  | \$320,883    | \$0       |          |
| H DW Roofing 2020-I<br>3-ES 1-Other                       | Close Out           | 100%  | \$2,182,195    | \$2,390,300  | \$208,105    | \$0       |          |
| H DW Roofing 2020-II<br>4-ES 1-MS 1-HS                    | Close Out           | 100%  | \$1,398,952    | \$1,032,486  | (\$366,466)  | \$0       |          |
| Jefferson HS Addition & General Upgrades                  | Close Out           | 99%   | \$12,225,139   | \$12,225,139 | \$0          | \$341,668 |          |
| Kendrick Lakes ES FF&E                                    | Close Out           | 100%  | \$658,840      | \$614,100    | (\$44,740)   | \$0       |          |
| Lumberg ES Addition & General Upgrades                    | Close Out           | 100%  | \$7,397,620    | \$7,317,792  | (\$79,828)   | \$298,902 |          |
| Wayne Carle MS Addition & General Upgrades                | Close Out           | 97%   | \$5,201,180    | \$4,850,545  | (\$350,635)  | \$0       |          |
| Adams ES Efficiency & Future Ready                        | Complete            | 100%  | \$1,053,714    | \$991,491    | (\$62,223)   | \$0       |          |
| Arvada HS FF&E  | Complete            | 100%  | \$1,417,500    | \$1,063,645  | (\$353,855)  | \$0       |          |
| Belmar ES Efficiency & Future + Paving                    | Complete            | 100%  | \$690,210      | \$848,999    | \$158,790    | \$85,281  |          |
| Belmar School of Integ. Arts FF&E                         | Complete            | 100%  | \$78,750       | \$374,494    | \$295,744    | \$0       |          |
| Charter New America School New Building (formerly General | Complete            | 100%  | \$3,090,152    | \$3,146,962  | \$56,810     | \$0       | PI       |
| Columbine Hills ES Efficiency & Future Ready              | Complete            | 100%  | \$820,608      | \$1,030,910  | \$210,302    | \$18,306  |          |
| Coronado ES Efficiency & Future Ready                     | Complete            | 100%  | \$2,377,700    | \$2,211,237  | (\$166,463)  | \$11,023  |          |
| Coronado ES FF&E  | Complete            | 100%  | \$525,000      | \$192,990    | (\$332,010)  | \$0       |          |
| Dutch Creek ES Efficiency & Future Ready                  | Complete            | 100%  | \$1,101,361    | \$1,238,749  | \$137,388    | \$38,240  |          |
| Dutch Creek ES FF&E                                       | Complete            | 100%  | \$472,500      | \$146,847    | (\$325,653)  | \$0       |          |
| Eiber ES FF&E   | Complete            | 100%  | \$598,500      | \$248,332    | (\$350,168)  | \$0       |          |
| Foothills ES Efficiency & Future Ready                    | Complete            | 100%  | \$883,658      | \$1,127,680  | \$244,022    | \$51,404  |          |
| Foothills ES FF&E   | Complete            | 100%  | \$378,000      | \$137,254    | (\$240,746)  | \$0       |          |
| Fremont ES Efficiency & Future Ready                      | Complete            | 100%  | \$1,038,912    | \$1,087,700  | \$48,788     | \$102,186 |          |
| Green Gables ES Efficiency & Future Ready                 | Complete            | 100%  | \$1,477,970    | \$1,471,253  | (\$6,717)    | \$71,513  |          |
| Green Gables ES FF&E                                      | Complete            | 100%  | \$399,000      | \$95,144     | (\$303,856)  | \$0       |          |

| Fiscal Plan Year: 2020                           | Work Progress |      | Budget Summary       |                      |                     |                    |          |
|--|---------------|------|----------------------|----------------------|---------------------|--------------------|----------|
| Project Description                              | Phase         | %    | Original             | Current              | Variance            | Haz-Mat            | Notes    |
| H 581 Conference Place Reopen Phase 2            | Complete      | 100% | \$0                  | \$506,698            | \$506,698           | \$0                | UC,EC,SC |
| H DW Elevator Upgrades<br>3-ES 4-MS 3-HS 1-Other | Complete      | 100% | \$58,568             | \$370,908            | \$312,340           | \$0                |          |
| H DW Flooring 2020-II<br>4-ES                    | Complete      | 100% | \$411,604            | \$395,793            | (\$15,811)          | \$58,547           |          |
| H DW IT Cameras 2020<br>24-ES 7-MS 9-HS 16-Other | Complete      | 100% | \$878,600            | \$862,398            | (\$16,202)          | \$0                |          |
| H DW LED Lighting - Interior<br>17-ES 1-Other    | Complete      | 100% | \$2,781,920          | \$2,881,698          | \$99,778            | \$31,522           |          |
| H DW Paving 2020-I<br>2-ES 1-MS                  | Complete      | 100% | \$225,750            | \$311,775            | \$86,025            | \$0                |          |
| H DW Security Glass 2020-I<br>11-ES 1-Other      | Complete      | 100% | \$88,000             | \$52,125             | (\$35,875)          | \$7,829            |          |
| Hackberry Hill ES Efficiency & Future Ready      | Complete      | 100% | \$708,508            | \$551,787            | (\$156,721)         | \$0                |          |
| Hutchinson ES Efficiency & Future Ready          | Complete      | 100% | \$1,954,477          | \$1,770,012          | (\$184,466)         | \$89,801           |          |
| Hutchinson ES FF&E                               | Complete      | 100% | \$288,750            | \$93,708             | (\$195,042)         | \$0                |          |
| Ken Caryl MS FACS CR + Bldg Signage              | Complete      | 100% | \$343,200            | \$374,447            | \$31,247            | \$22,608           |          |
| Lukas ES Efficiency & Future Ready               | Complete      | 100% | \$1,106,650          | \$1,147,495          | \$40,845            | \$0                |          |
| Lukas ES FF&E                                    | Complete      | 100% | \$151,450            | \$86,577             | (\$64,873)          | \$0                |          |
| Ralston ES Efficiency & Future Ready             | Complete      | 100% | \$827,236            | \$916,564            | \$89,327            | \$102,488          |          |
| Semper ES Efficiency & Future Ready              | Complete      | 100% | \$1,540,562          | \$1,582,813          | \$42,251            | \$0                |          |
| Stober ES Efficiency & Future Ready              | Complete      | 100% | \$3,492,085          | \$3,413,009          | (\$79,076)          | \$142,252          |          |
| Stober ES FF&E                                   | Complete      | 100% | \$78,750             | \$190,522            | \$111,772           | \$0                |          |
| Three Creeks K-8 FF&E                            | Complete      | 100% | \$0                  | \$194,960            | \$194,960           | \$0                |          |
| Trailblazer Stadium Efficiency & Future Ready    | Complete      | 100% | \$4,415,250          | \$4,275,888          | (\$139,362)         | \$0                |          |
| Vivian ES Efficiency & Future Ready              | Complete      | 100% | \$1,506,673          | \$1,752,143          | \$245,470           | \$116,661          |          |
| Welchester ES Efficiency & Future Ready          | Complete      | 100% | \$1,407,615          | \$1,726,787          | \$319,172           | \$60,146           |          |
| Welchester ES FF&E                               | Complete      | 100% | \$288,750            | \$80,358             | (\$208,392)         | \$0                |          |
| West Jefferson MS Efficiency & Future Ready      | Complete      | 100% | \$1,809,680          | \$1,693,835          | (\$115,845)         | \$0                |          |
| Westridge ES HVAC                                | Complete      | 100% | \$780,720            | \$1,536,383          | \$755,663           | \$0                | OB,EC,SC |
| Wilmot ES FF&E                                   | Complete      | 100% | \$304,500            | \$347,176            | \$42,676            | \$0                |          |
| Witt ES Efficiency & Future Ready                | Complete      | 100% | \$1,737,130          | \$2,006,960          | \$269,830           | \$103,815          |          |
| Witt ES FF&E                                     | Complete      | 100% | \$220,350            | \$127,368            | (\$92,982)          | \$0                |          |
| <b>2020 Subtotals:</b>                           |               |      | <b>\$164,465,729</b> | <b>\$185,714,637</b> | <b>\$18,402,881</b> | <b>\$2,846,027</b> |          |

| Fiscal Plan Year: 2019                                   | Work Progress |      | Budget Summary |              |               |             |          |
|--|---------------|------|----------------|--------------|---------------|-------------|----------|
| Project Description                                      | Phase         | %    | Original       | Current      | Variance      | Haz-Mat     | Notes    |
| H North Area Transportation-Joyce Renovation             | Design        | 53%  | \$349,400      | \$568,227    | \$218,827     | \$0         |          |
| Alameda HS Addition & General Upgrades                   | Construction  | 89%  | \$19,055,745   | \$29,882,228 | \$10,826,483  | \$0         | UC,SC    |
| Alameda Int'l Jr-Sr Asbestos Abatement                   | Construction  | 46%  | \$0            | \$0          | \$0           | \$1,641,966 |          |
| Charter Collegiate Academy of Colorado General Upgrades  | Construction  | 86%  | \$3,090,152    | \$3,831,451  | \$741,299     | \$0         | PI       |
| Charter Mountain Phoenix Community School General Upgrad | Construction  | 85%  | \$3,090,152    | \$3,826,667  | \$736,515     | \$0         | PI       |
| H DW FF&E Allocation                                     | Construction  | 100% | \$0            | \$44,956     | \$44,956      | \$0         |          |
| West Jefferson MS FF&E                                   | Construction  | 92%  | \$395,000      | \$395,225    | \$225         | \$0         |          |
| Arvada HS Addition & General Upgrades                    | Close Out     | 100% | \$12,018,096   | \$15,234,824 | \$3,216,728   | \$222,010   | UC,OB,EC |
| Charter Addenbrooke Classical Academy General Upgrades   | Close Out     | 100% | \$3,090,152    | \$3,828,963  | \$738,811     | \$0         | PI       |
| Columbine HS Addition & General Upgrades                 | Close Out     | 100% | \$11,482,013   | \$17,863,827 | \$6,381,814   | \$272,854   | UC,SC,OB |
| Green Mountain HS Addition & General Upgrades            | Close Out     | 100% | \$11,105,728   | \$12,168,946 | \$1,063,217   | \$70,021    | MC,UC,SC |
| Kendrick Lakes ES Replace School                         | Close Out     | 100% | \$22,743,115   | \$20,228,748 | (\$2,514,367) | \$181,141   | MC       |
| Pomona HS FF&E   | Close Out     | 100% | \$0            | \$90,910     | \$90,910      | \$0         |          |
| Wilmot ES Addition & General Upgrades                    | Close Out     | 100% | \$3,212,843    | \$8,164,168  | \$4,951,325   | \$95,628    | MC,UC,OB |
| Adams ES FF&E  | Complete      | 100% | \$324,450      | \$155,779    | (\$168,671)   | \$0         |          |
| Arvada K8 FF&E   | Complete      | 100% | \$0            | \$709,697    | \$709,697     | \$0         | 19M      |
| Charter-Compass Montessori Golden Debt Repayment         | Complete      | 100% | \$3,090,152    | \$4,246,502  | \$1,156,350   | \$0         | CC       |
| Charter-Jefferson Acad. Secondary Addition               | Complete      | 100% | \$6,180,304    | \$6,213,940  | \$33,636      | \$0         | CC,PI    |
| Charter-Rocky Mtn Acad. Evergreen Debt Repayment         | Complete      | 100% | \$3,090,152    | \$3,101,864  | \$11,712      | \$0         | PI       |
| Charter-Two Roads Arvada Debt Repayment                  | Complete      | 100% | \$3,090,152    | \$3,104,376  | \$14,224      | \$0         | PI       |

| Fiscal Plan Year: 2019                             |          | Work Progress |                      | Budget Summary       |                     |                    |        |
|--|----------|---------------|----------------------|----------------------|---------------------|--------------------|--------|
| Project Description                                | Phase    | %             | Original             | Current              | Variance            | Haz-Mat            | Notes  |
| Charter-Woodrow Wilson Academy Debt Repayment      | Complete | 100%          | \$3,090,152          | \$3,101,768          | \$11,616            | \$0                | PI     |
| Creighton MS FF&E                                  | Complete | 100%          | \$0                  | \$162,251            | \$162,251           | \$0                |        |
| Evergreen HS Storm Drain Repair                    | Complete | 100%          | \$0                  | \$389,281            | \$389,281           | \$0                |        |
| Everitt MS Library Renovation                      | Complete | 100%          | \$545,789            | \$545,789            | \$0                 | \$0                |        |
| H DW Building Lighting<br>1-MS                     | Complete | 100%          | \$299,775            | \$946,487            | \$646,712           | \$0                | 19M    |
| H DW Curtain Riggings<br>8-HS                      | Complete | 100%          | \$0                  | \$173,922            | \$173,922           | \$0                |        |
| H DW Field Improvements<br>1-MS 7-HS               | Complete | 100%          | \$12,157,500         | \$20,327,403         | \$8,169,903         | \$0                | SC,19M |
| H DW Fire Alarms<br>1-ES 1-MS 1-HS 1-Other         | Complete | 100%          | \$64,877             | \$177,130            | \$112,254           | \$0                |        |
| H DW Flooring<br>12-ES 4-Other                     | Complete | 100%          | \$886,851            | \$1,563,346          | \$676,495           | \$321,861          | 19M    |
| H DW Gym Divider Curtains<br>6-MS 1-Other          | Complete | 100%          | \$0                  | \$336,487            | \$336,487           | \$0                |        |
| H DW HVAC<br>2-MS                                  | Complete | 100%          | \$185,913            | \$1,500,354          | \$1,314,441         | \$0                | 19M    |
| H DW IT Cameras<br>51-ES 1-HS 2-Other              | Complete | 100%          | \$774,304            | \$665,351            | (\$108,953)         | \$0                |        |
| H DW Irrigation<br>2-ES 1-MS 2-HS                  | Complete | 100%          | \$0                  | \$513,353            | \$513,353           | \$0                | 19M    |
| H DW Modular Bldg Removal<br>8-ES 1-MS 2-Other     | Complete | 100%          | \$0                  | \$408,390            | \$408,390           | \$0                |        |
| H DW Paving<br>6-ES 1-MS 2-Other                   | Complete | 100%          | \$799,050            | \$1,645,759          | \$846,709           | \$0                | 19M    |
| H DW Playgrounds<br>4-ES 4-Other                   | Complete | 100%          | \$873,810            | \$1,566,807          | \$692,997           | \$0                | 19M    |
| H DW Roofing<br>3-ES 1-HS                          | Complete | 100%          | \$2,504,598          | \$4,139,927          | \$1,635,329         | \$0                | SC     |
| H DW Security Glass<br>9-ES                        | Complete | 100%          | \$67,997             | \$43,303             | (\$24,694)          | \$6,504            |        |
| H DW Site Lighting<br>4-ES 2-Other                 | Complete | 100%          | \$130,000            | \$807,114            | \$677,114           | \$0                | 19M    |
| H North Area Transportation-Joyce Site Acquisition | Complete | 100%          | \$7,000,600          | \$7,000,600          | \$0                 | \$0                |        |
| Ken Caryl MS FF&E                                  | Complete | 100%          | \$0                  | \$188,133            | \$188,133           | \$0                |        |
| Ralston Valley HS Roofing                          | Complete | 100%          | \$0                  | \$1,670,244          | \$1,670,244         | \$0                | 19M    |
| Summit Ridge MS FF&E                               | Complete | 100%          | \$0                  | \$192,838            | \$192,838           | \$0                |        |
| Three Creeks K-8 Addition & General Upgrades       | Complete | 100%          | \$4,931,850          | \$5,664,653          | \$732,803           | \$0                | MC,OB  |
| <b>2019 Subtotals:</b>                             |          |               | <b>\$139,720,671</b> | <b>\$190,203,974</b> | <b>\$47,671,318</b> | <b>\$2,811,985</b> |        |

## Report Reference

### Work Progress Columns:

- Phase The current phase of the project life cycle as most recently reported by the project manager
- % An estimate of payable work progress calculated from the latest status and forecast in the project management system

### Budget Summary Columns:

- Original The original estimated budget for the project scope
- Current The latest revised budget including all approved changes
- Variance The difference between the Original and Current budget
- Haz-Mat Additional budget approved for hazardous materials mitigation
- Notes Abbreviated variance descriptions for projects with significant budget Variance (see translation table below)

### Variance Notes

| Note | Description   |
|------|---|
| MC   | Market Conditions   |
| UC   | Unforeseen Conditions   |
| SC   | Scope Change  |
| 19M  | 19M Program Scope - Initial project budget did not cover hazardous materials. If hazardous materials were identified it was paid out of program contingency.                                    |
| PI   | Premium and Interest Earned by Charter  |
| OB   | Occupied Building   |
| EC   | Existing Conditions   |
| CC   | Budget Shared Between Charter Campuses  |
| FFE  | Additional Fixtures, Furnishings and Equipment (FF&E) scope identified through a full assessment by the FF&E team. This team was not in place until after the initial bond program development. |
| DB   | Directed by the Board of Education  |



## Facility Listings for Multi-Site (DW) Projects

| <b>Fiscal Plan Year: 2022</b>                            |  |
|--|--|
| <b>Project Description</b>                               | <b>Project Facilities</b>  |
| G DW Modular Bldg Removal 2022<br>7-ES 1-Other           | Glennon Heights ES, Governor's Ranch ES, Lasley ES, Little ES, Molholm ES, South Lakewood ES, Westgate ES, Brady Exploration School  |
| G DW Elevator Upgrades 2022<br>1-ES 1-MS 1-HS            | Peck ES, Deer Creek MS, Golden HS  |
| G DW LED Lighting 2022<br>8-ES 2-MS 2-HS 3-Other         | Bradford K-8 South, Bradford K-8 North, Lawrence ES, Leawood ES, Meiklejohn ES, Normandy ES, Rooney Ranch ES, Ute Meadows ES, Weber ES, West Woods ES, Brady Exploration School, Creighton MS, Moore MS, Chatfield HS, Dakota Ridge HS   |
| G DW Paving 2022<br>5-ES 1-MS                            | Campbell ES, Little ES, Peiffer ES, South Lakewood ES, Thomson ES, Falcon Bluffs MS  |
| G DW Flooring 2022-I<br>4-ES 3-MS                        | Governor's Ranch ES, Mount Carbon ES, Peiffer ES, Rooney Ranch ES, Deer Creek MS, Falcon Bluffs MS, Summit Ridge MS  |
| G DW Playground 2022-I<br>4-ES                           | Glennon Heights ES, Governor's Ranch ES, Mount Carbon ES, Peiffer ES   |
| G DW Flooring 2022-II<br>7-ES                            | Glennon Heights ES, Little ES, Parr ES, Pennington ES, South Lakewood ES, Swanson ES, Van Arsdale ES   |
| G DW Mechanical 2022<br>3-ES                             | Campbell ES, Little ES, Van Arsdale ES   |
| G DW Network Upgrades 2022<br>75-ES 13-MS 12-HS 18-Other | Allendale ES, Adams ES, Arvada K-8, Bear Creek K-8, Blue Heron ES, Belmar School of Integrated Arts, Campbell ES, Bradford K-8 North, Colorow ES, Coal Creek Canyon K-8, Columbine Hills ES, Coronado ES, Devinny ES, Dutch Creek ES, Edgewater ES, Eiber ES, Emory ES, Fairmount ES, Fitzmorris ES, Foothills ES, Foster ES, Fremont ES, Anderson Preschool, Glennon Heights ES, Governor's Ranch ES, Green Gables ES, Green Mountain ES, Hackberry Hill ES, Hutchinson ES, Irwin Preschool, Sheridan Green ES, Kendallvue ES, Kullerstrand ES, Kyffin ES, Lasley ES, Lawrence ES, Leawood ES, Little ES, Lukas ES, Lumberg ES, Maple Grove ES, Meiklejohn ES, Mitchell ES, Molholm ES, Mortenson ES, Mount Carbon ES, Normandy ES, Parr ES, Patterson International School, Pennington ES, Peck ES, Peiffer ES, Powderhorn ES, Red Rocks ES, Rooney Ranch ES, Stott ES, Ryan ES, Secrest ES, Semper ES, Shaffer ES, Shelton ES, Sierra ES, Slater ES, Deane ES, South Lakewood ES, Stober ES, Stevens ES, Swanson ES, Stony Creek ES, Litz Preschool, Thomson ES, Vanderhoof ES, Van Arsdale ES, Ute Meadows ES, Vivian ES, Warder ES, Weber ES, Welchester ES, Westgate ES, Westridge ES, West Woods ES, Wilmore Davis ES, Witt ES, Brady Exploration School, Dennison ES, Manning School, McLain Community HS, Jeffco Open School, Miller Special School, Free Horizon Montessori (Charter), Warren Tech Central, Long View HS, Bell MS, Wayne Carle MS, Carmody MS, Creighton MS, Deer Creek MS, Drake MS, Dunstan MS, Everitt MS, Falcon Bluffs MS, Mandalay MS, Moore MS, Oberon MS, North Arvada MS, Wheat Ridge 5-8, Arvada HS, Bear Creek HS, Chatfield HS, Dakota Ridge HS, Golden HS, Jefferson Jr-Sr HS, Lakewood HS, Pomona HS, Ralston Valley HS, Standley Lake HS, Wheat Ridge HS, Connections Learning Center |
| G DW Playground 2022-II<br>2-ES                          | Campbell ES, Fairmount ES  |
| G DW Roofing 2022<br>4-ES 1-MS                           | Campbell ES, Fairmount ES, Pennington ES, South Lakewood ES, Summit Ridge MS   |
| G DW Security Glass 2022<br>7-ES 1-MS 1-HS 1-Other       | Bear Creek K-8, Campbell ES, Fairmount ES, Little ES, Parr ES, Pennington ES, South Lakewood ES, Swanson ES, Summit Ridge MS, Arvada West HS   |

| <b>Fiscal Plan Year: 2021</b>                         |   |
|---|---|
| <b>Project Description</b>                            | <b>Project Facilities</b>   |
| G DW Field Improvements 2021<br>1-ES 4-HS             | Lumberg ES, D'Evelyn Jr-Sr HS, Alameda Int'l Jr-Sr HS, Jefferson Jr-Sr HS, Wheat Ridge HS   |
| G DW LED Lighting 2021<br>11-ES                       | Edgewater ES, Elk Creek ES, Emory ES, Kyffin ES, Red Rocks ES, Shaffer ES, Stevens ES, Stony Creek ES, Thomson ES, Warder ES, West Jefferson ES   |
| G DW Mechanical 2021<br>5-ES                          | Edgewater ES, Elk Creek ES, Peck ES, Secrest ES, Thomson ES   |
| H DW Elevator Upgrades 2021<br>6-ES 7-MS 8-HS 4-Other | Bear Creek K-8, Emory ES, Lawrence ES, Meiklejohn ES, Peck ES, Stevens ES, Wilmot ES, Free Horizon Montessori (Charter), Warren Tech North, Warren Tech South, Wayne Carle MS, Carmody MS, Creighton MS, Dunstan MS, Falcon Bluffs MS, Summit Ridge MS, North Arvada MS, Alameda Int'l Jr-Sr HS, Bear Creek HS, Chatfield HS, Golden HS, Jefferson Jr-Sr HS, Lakewood HS, Ralston Valley HS, Wheat Ridge HS |
| G DW Flooring 2021<br>6-ES                            | Emory ES, Peck ES, Red Rocks ES, Shaffer ES, Thomson ES, Westgate ES  |
| G DW Modular Bldg Removal 2021<br>5-ES                | Kendallvue ES, Kullerstrand ES, Lawrence ES, Slater ES, Vivian ES   |

| <b>Fiscal Plan Year: 2021</b>              |   |
|--|---|
| <b>Project Description</b>                 | <b>Project Facilities</b>   |
| G DW Paving 2021<br>3-ES 1-MS              | Parmalee ES, Red Rocks ES, West Jefferson ES, Ken Caryl MS  |
| G DW Playgrounds 2021<br>9-ES              | Elk Creek ES, Kyffin ES, Normandy ES, Peck ES, Red Rocks ES, Secrest ES, Shaffer ES, Thomson ES, Warder ES  |
| G DW Roofing 2021<br>5-ES                  | Emory ES, Fitzmorris ES, Lawrence ES, Stevens ES, Westgate ES   |
| G DW Security Glass 2021<br>6-ES 5-MS 1-HS | Dutch Creek ES, Leawood ES, Meiklejohn ES, Red Rocks ES, Rose Stein International ES, Weber ES, Ken Caryl MS, Creighton MS, Drake MS, Mandalay MS, Moore MS, Conifer HS |

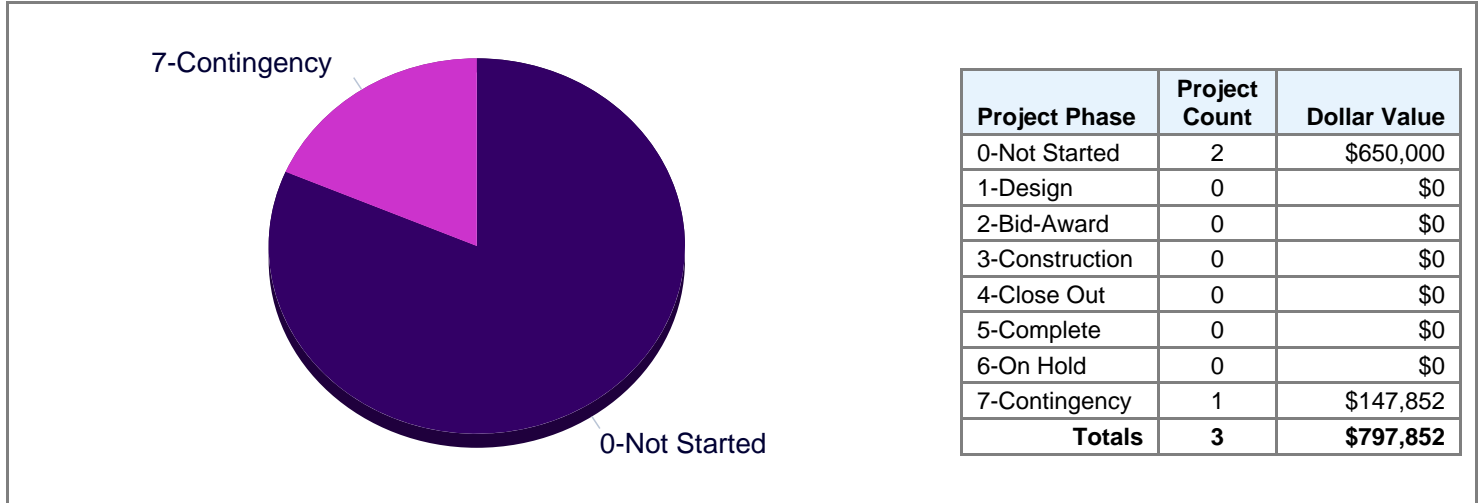
| <b>Fiscal Plan Year: 2020</b>                         |  |
|---|--|
| <b>Project Description</b>                            | <b>Project Facilities</b>  |
| H DW HVAC 2020<br>2-ES 1-Other                        | Patterson International School, Stott ES, Ryan ES  |
| H DW Network Upgrades<br>75-ES 13-MS 12-HS 18-Other   | Allendale ES, Adams ES, Arvada K-8, Bear Creek K-8, Blue Heron ES, Belmar School of Integrated Arts, Campbell ES, Bradford K-8 North, Colorow ES, Coal Creek Canyon K-8, Columbine Hills ES, Coronado ES, Devinny ES, Dutch Creek ES, Edgewater ES, Eiber ES, Emory ES, Fairmount ES, Fitzmorris ES, Foothills ES, Foster ES, Fremont ES, Anderson Preschool, Glennon Heights ES, Governor's Ranch ES, Green Gables ES, Green Mountain ES, Hackberry Hill ES, Hutchinson ES, Irwin Preschool, Sheridan Green ES, Kendallvue ES, Kullerstrand ES, Kyffin ES, Lasley ES, Lawrence ES, Leawood ES, Little ES, Lukas ES, Lumberg ES, Maple Grove ES, Meiklejohn ES, Mitchell ES, Molholm ES, Mortenson ES, Mount Carbon ES, Normandy ES, Parr ES, Patterson International School, Pennington ES, Peck ES, Peiffer ES, Powderhorn ES, Red Rocks ES, Rooney Ranch ES, Stott ES, Ryan ES, Secrest ES, Semper ES, Shaffer ES, Shelton ES, Sierra ES, Slater ES, Deane ES, South Lakewood ES, Stober ES, Stevens ES, Swanson ES, Stony Creek ES, Litz Preschool, Thomson ES, Vanderhoof ES, Van Arsdale ES, Ute Meadows ES, Vivian ES, Warder ES, Weber ES, Welchester ES, Westgate ES, Westridge ES, West Woods ES, Wilmore Davis ES, Witt ES, Brady Exploration School, Dennison ES, Manning School, McLain Community HS, Jeffco Open School, Miller Special School, Free Horizon Montessori (Charter), Warren Tech Central, Long View HS, Bell MS, Wayne Carle MS, Carmody MS, Creighton MS, Deer Creek MS, Drake MS, Dunstan MS, Everitt MS, Falcon Bluffs MS, Mandalay MS, Moore MS, Oberon MS, North Arvada MS, Wheat Ridge 5-8, Arvada HS, Bear Creek HS, Chatfield HS, Dakota Ridge HS, Golden HS, Jefferson Jr-Sr HS, Lakewood HS, Pomona HS, Ralston Valley HS, Standley Lake HS, Wheat Ridge HS, Connections Learning Center |
| H DW Field Improvements<br>11-HS                      | Arvada HS, Arvada West HS, Chatfield HS, Columbine HS, Conifer HS, Dakota Ridge HS, Golden HS, Green Mountain HS, Lakewood HS, Pomona HS, Standley Lake HS   |
| H DW Fire Sprinklers Replacement<br>3-ES 1-MS 1-Other | Bradford K-8 North, Rooney Ranch ES, Ryan ES, Van Arsdale ES, Deer Creek MS  |
| H DW Flooring 2020-I<br>2-ES 2-Other                  | Fitzmorris ES, Lasley ES, Free Horizon Montessori (Formerly Pleasant View ES), Miller Special School   |
| H DW Modular Bldg Removal 2020<br>3-ES                | Campbell ES, Green Gables ES, Peck ES  |
| H DW Paving 2020-II<br>3-ES 1-Other                   | Bradford K-8 North, Mitchell ES, Ryan ES, Shelton ES   |
| H DW Playgrounds 2020<br>8-ES 2-Other                 | Allendale ES, Columbine Hills ES, Sheridan Green ES, Kendallvue ES, Free Horizon Montessori (Formerly Pleasant View ES), Stott ES, Stony Creek ES, Vanderhoof ES, Westridge ES, Miller Special School  |
| H DW Roofing 2020-I<br>3-ES 1-Other                   | Green Mountain ES, Lasley ES, Parr ES, Patterson International School  |
| H DW Roofing 2020-II<br>4-ES 1-MS 1-HS                | Kullerstrand ES, Little ES, Swanson ES, Thomson ES, Carmody MS, Evergreen HS   |
| H DW Elevator Upgrades<br>3-ES 4-MS 3-HS 1-Other      | Lawrence ES, Peck ES, Wilmot ES, Carmody MS, Creighton MS, Deer Creek MS, Falcon Bluffs MS, Bear Creek HS, Conifer HS, Dakota Ridge HS, Education Service Center   |
| H DW Flooring 2020-II<br>4-ES                         | Allendale ES, Fairmount ES, Thomson ES, West Woods ES  |
| H DW IT Cameras 2020<br>24-ES 7-MS 9-HS 16-Other      | Allendale ES, Arvada K-8, Bear Creek K-8, Belmar School of Integrated Arts, Bradford K-8 South, Campbell ES, Bradford K-8 North, Coal Creek Canyon K-8, Coronado ES, Elk Creek ES, Fairmount ES, Fremont ES, Glennon Heights ES, Irwin Preschool, Meiklejohn ES, Mitchell ES, Mortenson ES, Ralston ES, Stott ES, Shaffer ES, Shelton ES, Slater ES, South Lakewood ES, Stony Creek ES, Litz Preschool, Vanderhoof ES, Van Arsdale ES, Ute Meadows ES, Welchester ES, West Jefferson ES, West Woods ES, Brady Exploration School, Dennison ES, Manning School, McLain Community HS, Jeffco Open School, Miller Special School, Warren Tech Central, Warren Tech North, Deer Creek MS, Evergreen MS, Everitt MS, Falcon Bluffs MS, Mandalay MS, Oberon MS, North Arvada MS, Alameda Int'l Jr-Sr HS, Arvada HS, Bear Creek HS, Evergreen HS, Jefferson Jr-Sr HS, Pomona HS, Ralston Valley HS, Standley Lake HS, Wheat Ridge HS, Connections Learning Center   |
| H DW LED Lighting - Interior<br>17-ES 1-Other         | Columbine Hills ES, Devinny ES, Fitzmorris ES, Sheridan Green ES, Kullerstrand ES, Lasley ES, Maple Grove ES, Patterson International School, Peck ES, Powderhorn ES, Stott ES, Ryan ES, Secrest ES, Deane ES, Vanderhoof ES, Westgate ES, Westridge ES, Dennison ES   |

| <b>Fiscal Plan Year: 2020</b>               |   |
|---|---|
| <b>Project Description</b>                  | <b>Project Facilities</b>   |
| H DW Paving 2020-I<br>2-ES 1-MS             | Columbine Hills ES, Lawrence ES, Everitt MS   |
| H DW Security Glass 2020-I<br>11-ES 1-Other | Elk Creek ES, Green Mountain ES, Kyffin ES, Mitchell ES, Peck ES, Secrest ES, Shelton ES, Slater ES, Stevens ES, Thomson ES, Warder ES, Wheat Ridge 5-8 |

| <b>Fiscal Plan Year: 2019</b>                  |  |
|--|--|
| <b>Project Description</b>                     | <b>Project Facilities</b>  |
| H DW FF&E Allocation                           |  |
| H DW Building Lighting<br>1-MS                 | North Arvada MS  |
| H DW Curtain Riggings<br>8-HS                  | Alameda Int'l Jr-Sr HS, Arvada West HS, Bear Creek HS, Evergreen HS, Golden HS, Lakewood HS, Pomona HS, Wheat Ridge HS   |
| H DW Field Improvements<br>1-MS 7-HS           | West Jefferson MS, Arvada HS, Chatfield HS, Conifer HS, Dakota Ridge HS, Evergreen HS, Lakewood HS, Ralston Valley HS  |
| H DW Fire Alarms<br>1-ES 1-MS 1-HS 1-Other     | Red Rocks ES, D'Evelyn Jr-Sr HS, Mandalay MS, 809 Bldg 1 Service Center Bldg 1   |
| H DW Flooring<br>12-ES 4-Other                 | Bergen Meadow ES, Bradford K-8 South, Bradford K-8 North, Eiber ES, Foothills ES, Green Mountain ES, Hutchinson ES, Sheridan Green ES, Kullerstrand ES, Lukas ES, Free Horizon Montessori (Formerly Pleasant View ES), Vivian ES, Welchester ES, Westridge ES, Wilmore Davis ES, Free Horizon Montessori (Charter)   |
| H DW Gym Divider Curtains<br>6-MS 1-Other      | Manning School, Ken Caryl MS, Carmody MS, Drake MS, Everitt MS, Oberon MS, North Arvada MS   |
| H DW HVAC<br>2-MS                              | Bell MS, Drake MS  |
| H DW IT Cameras<br>51-ES 1-HS 2-Other          | Adams ES, Blue Heron ES, Bergen Valley ES, Bergen Meadow ES, Colorow ES, Columbine Hills ES, Deviny ES, Dutch Creek ES, Edgewater ES, Fitzmorris ES, Foothills ES, Foster ES, Governor's Ranch ES, Green Gables ES, Green Mountain ES, Hackberry Hill ES, Hutchinson ES, Sheridan Green ES, Kendallvue ES, Kullerstrand ES, Lasley ES, Lawrence ES, Leawood ES, Little ES, Lukas ES, Lumberg ES, Molholm ES, Mount Carbon ES, Normandy ES, Parr ES, Parmalee ES, Patterson International School, Pennington ES, Peck ES, Peiffer ES, Powderhorn ES, Red Rocks ES, Rooney Ranch ES, Ryan ES, Secrest ES, Semper ES, Deane ES, Rose Stein International ES, Stober ES, Swanson ES, Thomson ES, Vivian ES, Warder ES, Westgate ES, Westridge ES, Wilmore Davis ES, Wilmot ES, Free Horizon Montessori (Charter), Columbine HS |
| H DW Irrigation<br>2-ES 1-MS 2-HS              | Colorow ES, Deane ES, D'Evelyn Jr-Sr HS, Evergreen MS, Pomona HS   |
| H DW Modular Bldg Removal<br>8-ES 1-MS 2-Other | Campbell ES, Fremont ES, Green Gables ES, Peck ES, Peiffer ES, Swanson ES, Stony Creek ES, Westridge ES, Miller Special School, Warren Tech Central, Carmody MS  |
| H DW Paving<br>6-ES 1-MS 2-Other               | Bradford K-8 South, Bradford K-8 North, Deviny ES, Fitzmorris ES, Hackberry Hill ES, Maple Grove ES, Peck ES, Ryan ES, Evergreen MS  |
| H DW Playgrounds<br>4-ES 4-Other               | Belmar School of Integrated Arts, Columbine Hills ES, Patterson International School, Free Horizon Montessori (Formerly Pleasant View ES), Ralston ES, Welchester ES, Wilmore Davis ES, Free Horizon Montessori (Charter)  |
| H DW Roofing<br>3-ES 1-HS                      | Eiber ES, Green Gables ES, Wilmot ES, Lakewood HS  |
| H DW Security Glass<br>9-ES                    | Allendale ES, Deviny ES, Sheridan Green ES, Lawrence ES, Stott ES, Ryan ES, Vanderhoof ES, Westridge ES, Dennison ES   |
| H DW Site Lighting<br>4-ES 2-Other             | Belmar School of Integrated Arts, Eiber ES, Foothills ES, Ralston ES, Welchester ES, 809 Campus Service Center Campus  |

## 23M Capital Program 2023-24

### Program Dollar Value by Phase



### Program Narrative

The 23M Capital Program represents Fiscal Year 2023 planned projects that are expected to complete in Fiscal Year 2024. These projects are reviewed by the Capital Asset Advisory Committee.

### Occupancy Deadlines At Risk

| Occupancy Deadlines At Risk |               |            |              | Finish Date |          |
|-----------------------------|---------------|------------|--------------|-------------|----------|
| Priority                    | Facility Name | Project ID | Project name | Target      | Forecast |

### Program Contingency and Remaining Funds

| Program Contingency (Unallocated) | Forecast Remaining Funds in Projects | Net Remaining Program Funds |
|-----------------------------------|--------------------------------------|-----------------------------|
| \$147,852                         | \$0                                  | \$147,852                   |

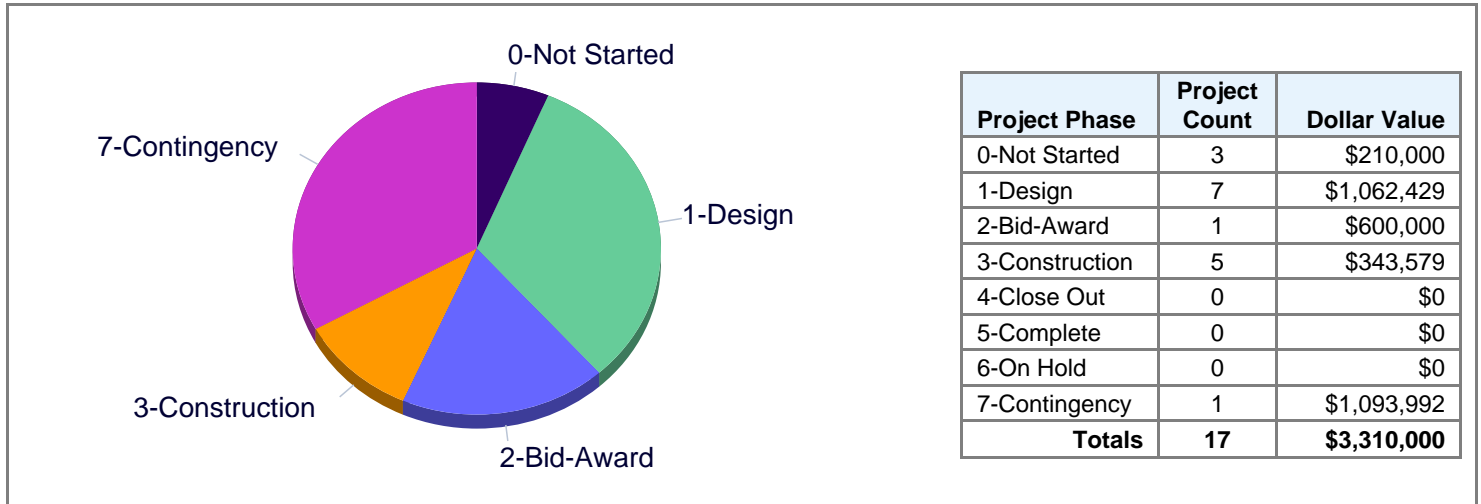


## 23M Capital Program 2023-24 - Project Detail

| Project Description                   | Work Progress |    | Capital Budget   | Other Funding Sources |
|---------------------------------------|---------------|----|------------------|-----------------------|
|                                       | Phase         | %  |                  |                       |
| 23M Meyers Pool Parking Lot           | Not Started   | 0% | \$50,000         | \$0                   |
| 23M Wheat Ridge HS Replace Field Turf | Not Started   | 0% | \$600,000        | \$0                   |
| 23M Program Contingency               | Contingency   | 0% | \$147,852        | \$0                   |
| <b>Program Totals:</b>                |               |    | <b>\$797,852</b> | <b>\$0</b>            |

## 22M Capital Program 2022-23

### Program Dollar Value by Phase



### Program Narrative

The 22M Capital Program represents Fiscal Year 2022 planned projects that are expected to complete in Fiscal Year 2023. These projects are reviewed by the Capital Asset Advisory Committee.

### Occupancy Deadlines At Risk

| Priority | Facility Name | Project ID | Project name | Finish Date |          |
|----------|---------------|------------|--------------|-------------|----------|
|          |               |            |              | Target      | Forecast |

### Program Contingency and Remaining Funds

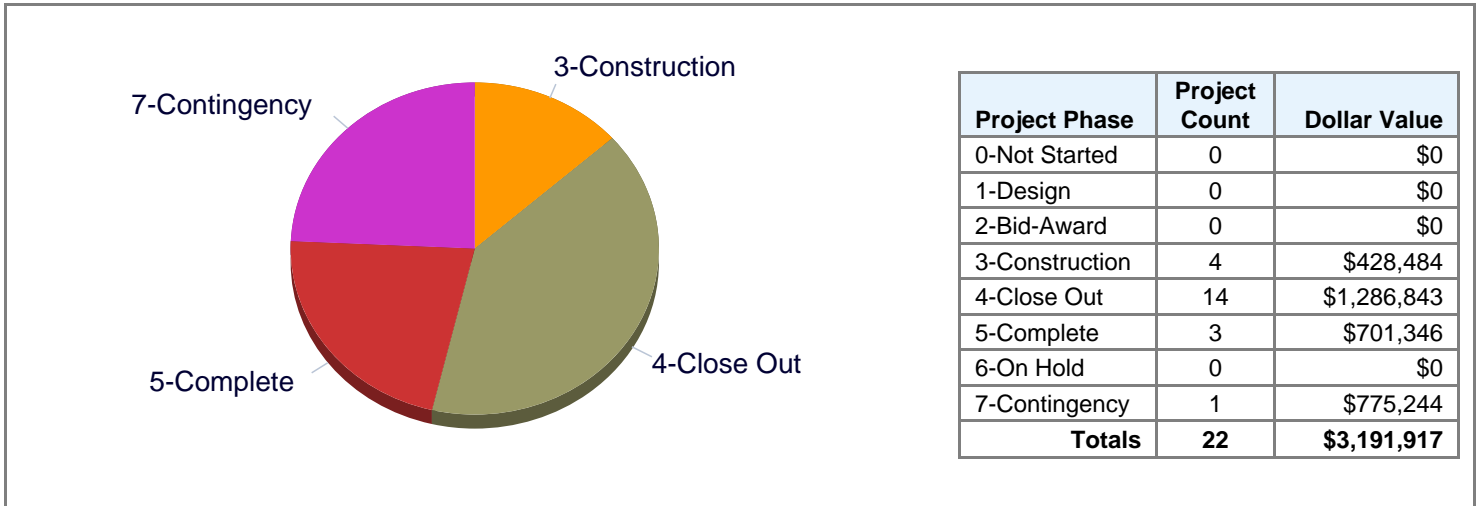
| Program Contingency (Unallocated) | Forecast Remaining Funds in Projects | Net Remaining Program Funds |
|-----------------------------------|--------------------------------------|-----------------------------|
| \$1,093,992                       | (\$91,550)                           | \$1,002,442                 |

## 22M Capital Program 2022-23 - Project Detail

| Project Description                    | Work Progress |      | Capital Budget     | Other Funding Sources |
|--|---------------|------|--------------------|-----------------------|
|  | Phase         | %    |                    |                       |
| 22M DW Planning & Design Allocation    | Not Started   | 16%  | \$200,000          | \$0                   |
| 22M DW Small Projects 2 Allocation     | Not Started   | 0%   | \$10,000           | \$0                   |
| 22M Green Gables ES Walking Path       | Not Started   | 0%   | \$0                | \$0                   |
| 22M Arvada HS Irv Brown Center         | Design        | 100% | \$15,000           | \$0                   |
| 22M D'Evelyn Jr/Sr FF&E                | Design        | 1%   | \$118,320          | \$0                   |
| 22M DW Property Disposal Allocation    | Design        | 100% | \$24,600           | \$0                   |
| 22M DW Small Projects 1 Allocation     | Design        | 26%  | \$508,019          | \$62,858              |
| 22M DW Temp Bldg Lease Allocation      | Design        | 76%  | \$96,490           | \$0                   |
| 22M DW Utilization Allocation          | Design        | 42%  | \$150,000          | \$0                   |
| 22M DW Water Engineering Allocation    | Design        | 32%  | \$150,000          | \$0                   |
| 22M Bear Creek HS Replace Field Turf   | Bid-Award     | 0%   | \$600,000          | \$0                   |
| 22M Columbine HS Drainage Improvements | Construction  | 3%   | \$82,140           | \$0                   |
| 22M DW FF&E Allocation                 | Construction  | 20%  | \$45,000           | \$0                   |
| 22M DW HVAC UV Lighting Pilot          | Construction  | 89%  | \$115,432          | \$0                   |
| 22M Stober ES Garden-Outdoor Classroom | Construction  | 0%   | \$0                | \$61,616              |
| 22M Welchester ES Kitchen              | Construction  | 12%  | \$101,008          | \$85,981              |
| 22M DW Program Contingency             | Contingency   | 0%   | \$1,093,992        | \$0                   |
| <b>Program Totals:</b>                 |               |      | <b>\$3,310,000</b> | <b>\$210,455</b>      |

## 21M Capital Program 2021-22

### Program Dollar Value by Phase



### Program Narrative

The 21M Capital Program represents Fiscal Year 2021 planned projects that are expected to complete in Fiscal Year 2022. These projects are reviewed by the Capital Asset Advisory Committee.

### Occupancy Deadlines At Risk

| Priority | Facility Name | Project ID | Project name | Finish Date |          |
|----------|---------------|------------|--------------|-------------|----------|
|          |               |            |              | Target      | Forecast |

### Program Contingency and Remaining Funds

| Program Contingency (Unallocated) | Forecast Remaining Funds in Projects | Net Remaining Program Funds |
|-----------------------------------|--------------------------------------|-----------------------------|
| \$775,244                         | \$14,017                             | \$789,261                   |

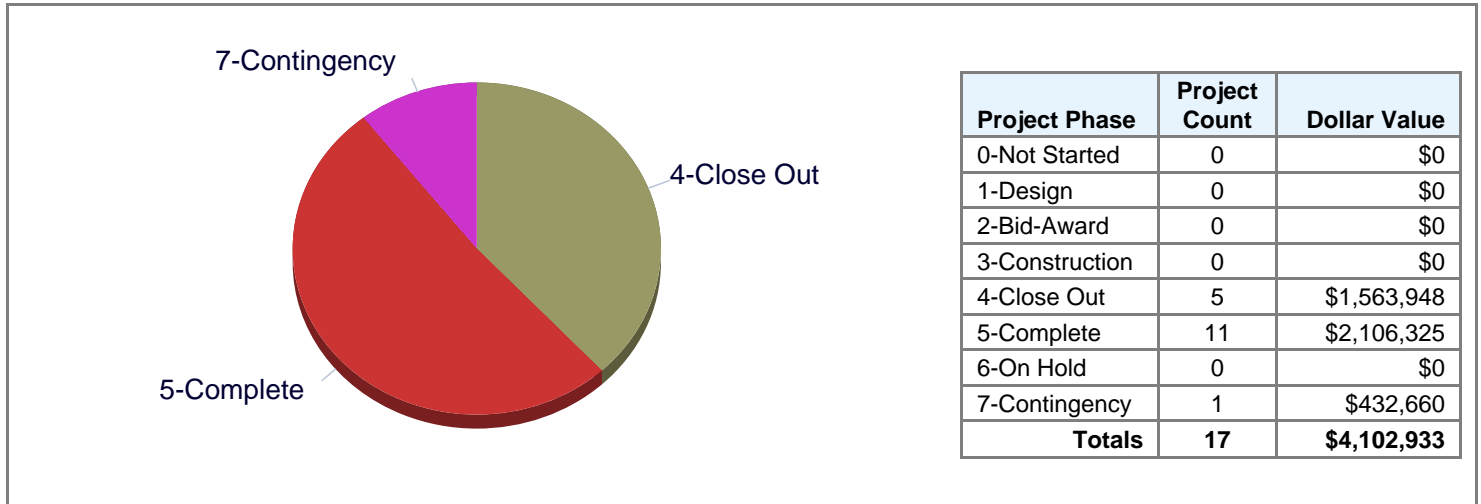


## 21M Capital Program 2021-22 - Project Detail

| Project Description                           | Work Progress |      | Capital Budget     | Other Funding Sources |
|---|---------------|------|--------------------|-----------------------|
|   | Phase         | %    |                    |                       |
| 21M Alameda HS School Funded Add-Ons          | Construction  | 21%  | \$25,000           | \$82,398              |
| 21M 5th Floor Data Center Improvements        | Construction  | 84%  | \$21,245           | \$655,397             |
| 21M Alameda Intl Kitchen-Cafeteria Renovation | Construction  | 93%  | \$61,862           | \$600,000             |
| 21M DW Reservoir Measuring Systems            | Construction  | 32%  | \$320,377          | \$0                   |
| 21M Candelas Regional Trail                   | Close Out     | 100% | \$212,338          | \$0                   |
| 21M Columbine HS School-Funded Add-On Scope   | Close Out     | 100% | \$79,738           | \$284,474             |
| 21M Conifer HS FF&E                           | Close Out     | 100% | \$50,000           | \$0                   |
| 21M D'Evelyn Jr-Sr HS Roofing                 | Close Out     | 100% | \$257,512          | \$0                   |
| 21M DW Energy Conservation Allocation         | Close Out     | 100% | \$18,426           | \$0                   |
| 21M DW Field Net Systems                      | Close Out     | 100% | \$120,341          | \$0                   |
| 21M DW Planning & Design Allocation           | Close Out     | 100% | \$92,016           | \$0                   |
| 21M DW Property Disposal Allocation           | Close Out     | 100% | \$855              | \$0                   |
| 21M DW Small Projects 2 Allocation            | Close Out     | 100% | \$96,168           | \$0                   |
| 21M DW Temp. Bldg. Lease Allocation           | Close Out     | 100% | \$96,490           | \$0                   |
| 21M DW Utilization Allocation                 | Close Out     | 100% | \$57,183           | \$0                   |
| 21M DW Water Engineering Allocation           | Close Out     | 100% | \$136,062          | \$0                   |
| 21M Green Mountain HS Corridor Flooring       | Close Out     | 100% | \$50,000           | \$0                   |
| 21M Jeffco Open School Playground             | Close Out     | 100% | \$19,714           | \$100,800             |
| 21M 809 Bldg 1 Security Dispatch System       | Complete      | 100% | \$144,600          | \$49,000              |
| 21M DW Pilot-HVAC UV Lighting                 | Complete      | 100% | \$43,360           | \$0                   |
| 21M DW Small Projects 1 Allocation            | Complete      | 100% | \$513,386          | \$0                   |
| 21M Program Contingency                       | Contingency   | 0%   | \$775,244          | \$0                   |
| <b>Program Totals:</b>                        |               |      | <b>\$3,191,917</b> | <b>\$1,772,069</b>    |

## 20M Capital Program 2020-21

### Program Dollar Value by Phase



### Program Narrative

The 20M Capital Program 2020 -2021 represents Fiscal Year 2020 planned projects that are expected to complete in Fiscal Year 2021. These projects are reviewed by the Capital Asset Advisory Committee.

### Occupancy Deadlines At Risk

| Priority | Facility Name | Project ID | Project name | Finish Date |          |
|----------|---------------|------------|--------------|-------------|----------|
|          |               |            |              | Target      | Forecast |

### Program Contingency and Remaining Funds

| Program Contingency (Unallocated) | Forecast Remaining Funds in Projects | Net Remaining Program Funds |
|-----------------------------------|--------------------------------------|-----------------------------|
| \$432,660                         | \$0                                  | \$432,660                   |

## 20M Capital Program 2020-21 - Project Detail

| Project Description                        | Work Progress |      | Capital Budget     | Other Funding Sources |
|--|---------------|------|--------------------|-----------------------|
|  | Phase         | %    |                    |                       |
| 20M Alameda Int'l HS Auditorium Renovation | Close Out     | 100% | \$279,674          | \$276,498             |
| 20M D'Evelyn Jr-Sr HS Utilities for Temps  | Close Out     | 100% | \$638,829          | \$0                   |
| 20M DW Planning & Design Allocation        | Close Out     | 100% | \$183,394          | \$0                   |
| 20M DW Tractor Sheds                       | Close Out     | 100% | \$215,346          | \$0                   |
| 20M Parmalee ES School Zone Enhancements   | Close Out     | 99%  | \$246,704          | \$0                   |
| 20M 581 Conf Place Solar Panel Purchase    | Complete      | 100% | \$320,352          | \$0                   |
| 20M 809 Campus Fabric Storage Shelter      | Complete      | 100% | \$62,600           | \$0                   |
| 20M Applewood Cottages Offices for EAP     | Complete      | 100% | \$288,825          | \$0                   |
| 20M DW Property Disposal Allocation        | Complete      | 0%   | \$0                | \$0                   |
| 20M DW Small Projects 1 Allocation         | Complete      | 100% | \$447,355          | \$0                   |
| 20M DW Small Projects 2 Allocation         | Complete      | 100% | \$103,795          | \$0                   |
| 20M DW Temp. Bldg. Lease Allocation        | Complete      | 100% | \$96,490           | \$0                   |
| 20M DW Utilization Allocation              | Complete      | 100% | \$121,859          | \$0                   |
| 20M DW Water Engineering Allocation        | Complete      | 100% | \$7,522            | \$0                   |
| 20M Free Horizon Montessori RTU Repair     | Complete      | 100% | \$147,187          | \$0                   |
| 20M Golden HS Chiller Replacement          | Complete      | 100% | \$510,339          | \$0                   |
| 20M Program Contingency                    | Contingency   | 0%   | \$432,660          | \$0                   |
| <b>Program Totals:</b>                     |               |      | <b>\$4,102,933</b> | <b>\$276,498</b>      |

**Department of Construction Management  
Program Financial Summary Report**



**Date: Mar 16, 2022**

| <b>Program</b>                    | <b>Program Contingency<br/>(Unallocated)</b> | <b>Forecast Remaining<br/>Funds in Projects</b> | <b>Net Remaining<br/>Program Funds</b> |
|-----------------------------------|--|---|--|
| H/G 2018 Capital Improvement Plan | \$64,761,285                                 | (\$7,655,618)                                   | \$57,105,667                           |
| 23M 23M Mini Program 2023-24      | \$147,852                                    | \$0   | \$147,852                              |
| 22M 22M Mini Program 2022-23      | \$1,093,992                                  | (\$91,550)                                      | \$1,002,442                            |
| 21M 21M Mini Program 2021-22      | \$775,244                                    | \$14,017  | \$789,261                              |
| 20M 20M Mini Program 2020-21      | \$432,660                                    | \$0   | \$432,660                              |
| <b>Total:</b>                     | <b>\$67,211,033</b>                          | <b>(\$7,733,151)</b>                            | <b>\$59,477,882</b>                    |